



The **SENIOR PATTERN ASSOCIATION** *News Letter*

OFFICERS and DIRECTORS

Bruce Underwood—President

Scott Sappington — Vice President

Steve Byrum—Sec/Treas

Ed Hartley — Webmaster

Jamie Strong—Appointed-CSP

Keith Watson—Appointed

Mickey Walker — FOUNDER EMERITUS

Dedicated to the
building, flying
and competition
of vintage
Pattern aircraft

WEB SITE—<http://www.seniorpattern.com>

January/February 2004

Precision Aerobatics - like the “good-ole-days”

THE PRESIDENTS PERSPECTIVE



This edition of the SPA Newsletter
in
Loving Memory
of
Ben Oliver—SPA # 143
(Photo & Tribute—Page 2)



GUNTERSVILLE,AL...(Jan. 17,2004) " Like the *harmony* of the Charlie Daniels Band doing the "finale" of a Southern Bluegrass Gospel Concert in Music City"; is likely an observers opinion of the 2004 Board of Directors Annual meeting held here this date. Sure enough, attendees said over and over, "I have never enjoyed a more harmonious "get-together" since an "all-day singing and dinner-on-the-ground" at my little Baptist Church when I's a kid.

Reid's Restaurant Manager "ELSIE" administered that real "Southern Hospitality" at SPA Board Meeting on Jan. 17 in Guntersville, AL. She is pictured standing behind L-R— Pam, Randy, Keith and Ken. Note neatly packaged stuff relating to SPA business just right of the napkin holder in front of Randy. Our Sec/Tres's attention to little details like this insured a successful sequence of biz transactions.

All Directors, except Ed who attended the Memorial Services for KCRC's Ben Oliver this date were present. All members were invited this year (something different) and several joined and took part in discussions, fellowship and good food.

Steve prepared neat copies of the current Constitution and By-Laws which were amended slightly to accurately coincide with the Originals in 1991. The "reason-for-being" assured by action of your Board.

Detailed coverage of the meeting will probably be in Steve's column in this edition.

I am aware of at least two sanction applications already gone for SPA contests to our AMA district five CC.

PATTERNS—CHATROOM-TIPS-PHOTOS & MORE
on our website at:
www.seniorpattern.com

Early in the year **schedule of SPA events**

(some tentative at this time)

SE Hobby and Trade Show-Perry, GA Mar. 5 & 6

Dan Hines of Carolina Aircraft is donating a nice SPA legal kit for the auction

Cullman AL (Steve Byrum) April 24 & 25

Huntsville, AL (Ken Nix) May 15 & 16

Montgomery, AL (Jim Oliver) June 5 & 6

Hoflanta, GA (Mickey or John) July(last wk-end)

Knoxville, TN (Dennis Hunt) Sept 18 & 19

The September contest in Knoxville is the MASTERS this season and will be highlighted by the awarding of season "high-point" awards (Jamie Strong is Chairman of Special Projects) plus the annual FLY-OFF for the Memorial TROPHY.

ANNUAL ELECTION RESULTS

We had 98 eligible voters. Of those, 68 cast votes.

President: Bruce Underwood 43
Keith Watson 25

Vice-President: Scott Sappington 66
Cass Underwood 1
Bill Kite 1

Sec/Treasurer: Steve Byrum 67
John Baxter 1

Including addressed, stamped envelopes as instituted by Frank Stewart a number of years ago continues to be an effective way to get out the vote. In addition to a 69% voter participation, we also collected \$1,400 in 2004 dues. Still a great idea, Frank.

Steve Byrum
Ken Hardin
Robby Walker



Ben Oliver shown above accepting award from KCRC Club President Jerel Zarestsky at SPA Championships in Knoxville, TN in 2003.

Ben Oliver-SPA # 143 REMEMBERED

The shocking news of the death of Ben Oliver of Knoxville, TN was shared with the SPA Mail-list on January 9, 2004, the day following his death.

This revelation from fellow clubmember and RC flying-buddy Ed Hartley prompted a flurry of messages of compassion, dismay, heartbreak and consolation to his many friends and family.

A special Memorial Service for Ben was held on January 17, 2004. Ed posted this announcement:

Services for Ben will be held Saturday January 17, 2004. Tennessee Valley Unitarian Universalist Church 2931 Kingston Pike Knoxville, TN 37919

Ben's son Warren (used to fly AMA Pattern) has announced the following:

If you are considering sending flowers please note the following alternative. Our family has set up a fund to help kids learn to build and fly model airplanes (children and model airplanes are two things that Dad really enjoyed). If you would like to make a donation send it to:

The Ben F. Oliver Memorial Young Fliers Fund

C/O Warren Oliver

11333 Freels Bend Point Knoxville, TN 37931

This is a post from Warren Oliver, Ben's son.....Jan 10, 2004



TOP NOTCH TROPHIES

2044 O'Brig Avenue
Guntersville, AL 35976
(256) 582-0606
cassu@charter.net

Trophies for all events

All Occasion Plaques

Desk Plates—Name badges

**TNT for all your awards
&
Engraving**



Poly-uh-what-a-thane glue ??

November 16, 2003 Mike Riggs initiated

Polyurethane Glue talk (on the SPA Mail list)

Having just completed a weekend of building on account of rain and lack of soccer games. Thought I would try to keep a helpful building thread going now that my wing tip scuffing problems have been resolved. Here it goes.

In the past I have always bonded balsa skins to foam cores using epoxy.

During my pylon days I became quite proficient at it, being I could count on losing several airplanes per racing season. Here's my dilemma: is learning the ropes of using the new polyurethane glues to sheet wings worth it?

I like the idea of the glue penetrating the foam, as I like the idea of not mixing epoxy. Is it true edge gluing the sheeting is not necessary when using polyurethane's?

When using epoxy: After blowing off and vacuuming the core and cradle. It is my procedure to cover the entire core with (cheapo) masking tape. Which when removed ensures every last speck of debris has been removed. Then, after precisely mixing a batch of epoxy I spread it with a notched spatula. As you can imagine, my sheeting process is very time consuming. Wondering if its time I learn a few new tricks.

Thanks for listening.

Mike Riggs

No reason to edge glue with poly. Just tape the core side of the seam completely down the joint with masking tape.

It will come through the seams a very small bit. But its sands well when completely dry.
 Makes a very strong and light wing.
 Use about 1 1/4 oz per panel, 5/8 oz per sheet.
 Scrape off the excess, slap the cores together, put in the press, and fugetaboutit till the next morn.

GW(Gerald Williams)

Mike

Try ProBond of a stab. You'll never go back.
 True the edges of your balsa and tape the pieces together the way you would before gluing to make your skins. Don't bother to glue the skins.
 Run beads of glue around on the inside of each skin. Use a notched credit card or similar size piece as a spreader to spread the glue around on the skin, leaving small lines of glue on the skin. Mist water on the core. Lay the shucks, skins and cores together and weight as you would with epoxy.

In the morning, you'll find everything cured. The glue will have foamed out the ends of the skins and up through any gaps in the skins. Sand the foam off, then finish sand and cover.

Steve Byrum

Thanks for the great responses. I'm going to take Steve's suggestion and cut my teeth of the stabs first.

Continuing with foam core wing theme. When do you cut holes for the aileron servo's, before or after sheeting.

Remembering I'm an old fashion kind of guy, Silkspan and dope is still my preferred finishing method. Hence, I have to sheet the cutouts to protect the foam from the dope.
 Mike

Mike:

Everyone has his special way of doing it I imagine. I used to cut out the hole after sheeting. Then I would line the hole with balsa. I found this worked fine for me and never had any problems. I'm also a silk and dope builder.....

Ray in Richmond (Ray Forbes)

Steve Byrum replied:

I build the box then sheet over it. Hold the wing up to a light to see where to cut out. **BE SURE YOU ARE CUTTING THE BOTTOM OF THE WING.** How do I know this????

Ed Note: Construction error revealed itself during Mr.Bs' execution of "Shepherds' Staff" in Kentucky.

Top-mount servo must have pushed sted of pulling...G E E Z !



VEEP VOCALS
from
SPA Vice-President
Scott Sappington
SPA # ???

Best New Years wishes to all,

As Bruce stated, the Board of Directors meeting was, in my opinion also, very productive. I believe all present at Cullman last fall realized that a redirection and refocus was necessary to enable the SPA to continue. The Board has taken action to refocus on why this organization was originally formed. The Senior Pattern Association is an outlet for fellowship, fun, good natured competition in a non-pressure, relaxed atmosphere. Ladies and gentlemen, that is what SPA is about. If you desire something different the AMA has a wonderful structure that you can enjoy. It is up to us all not just the officers or the Board of Directors to continue this effort. We cannot put this organization on auto pilot and hope for the best. All of us must work together to maintain the focus of our existence as an organization. Our mission this year is to accentuate the POSITIVE. Difficult? No. does this mean we always agree? No. However, any situation can be handled through productive discussion and communication. If the matter dictates ; verbal communication rather than e-mail should prevail. We may agree to disagree but at least we can walk away with the attitude it was a good exchange of ideas. We all have so many other concerns and pressures in our lives. SPA is a

wonderful outlet to relieve stress, not create more. The fellowship I have enjoyed the past two years is tremendous. A question came up at the BOD meeting regarding guidelines/ standards for electric engines. Simply, I relate it to the deleted 3% rule, it is up to us all to do the right thing. What does it accomplish if you alter or adjust a design and win? We are the ones who have to look ourselves in the mirror and decide. With all of us working together I am certain we can accomplish wonderful things as a group. As this happens the word will spread which is the best advertising. What do you say? Let's pull together and make 2004 a year we remember as the year SPA took off.

God Bless

Scott

FROM THE SPA MAIL-LIST

Mail-list posting on January 12, 2004

S P A Pilots: It may be a bit too chilly right now for going to the field, (unless you are in sunny Florida, California or the Tropics).....and you've started your' seasonal building project.....but, just in case you'd like to download a copy or two of the 2004 patterns, Webmaster Ed has them posted and ready for printing on the SPA Website at:

WWW.seniorpattern.com

As a result of the requests voiced at the 2003 MASTERS Annual Banquet and meeting....the "questionable" maneuvers that were apparently flown the past year or so and was beyond our "era".....pre-1975...have been replaced with "in era" maneuvers. These changes were only effected for the EXPERT pattern. The SPORTSMAN pattern remains the same. The K-Factor for the "Traffic Pattern Approach" in the Novice pattern has been changed from previous years.

CD's the address for our AMA District 5 Contest Coordinator for the states of

TN, MS, AL, SC, GA, PR is:

Mr. Dick Tonan, 639 Knollwood Dr., Lavergne, TN 37086

For FL: Judi Dunlap, 14711 SE 1st avenue Rd., Summerfield, FL 34491

****** spa pio*

If you're "privy" to a COPY machine (maybe your' Insurance office has one) you might just copy the patterns listed in text-form on page 7—this edition.

For LATEST updates and SPA

bulletins and discussions

join the SPA Mail-list through

the SPA Website

<http://www.seniorpattern.com>



Jan. 17, 2004

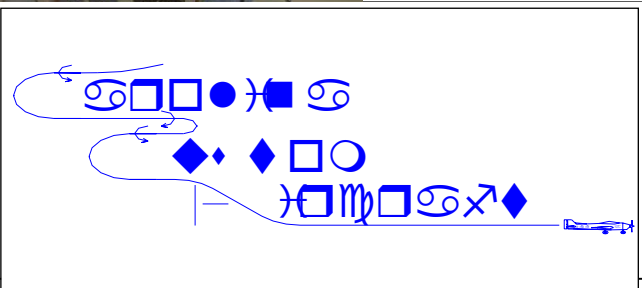
Ken Nix—SPA # 139—CD Huntsville, AL displayed his new ALTAIR-S at annual Board Meeting Jan. 17



Recognize the above BEAUTY from Nov. 1973 RCM ?




KEITH WATSON receiving engraved personal nameplate for SPA MEMORIAL TROPHY 2003



TRIVIA QUIZ

"The floor is now open for suggestions to improve attendance...."



Q: The above meeting could have *never* taken place in the state of ALABAMA !WHY ?

After studying picture carefully, find answer on Page 7.

A QUALITY SPA Model kit by:
CAROLINA CUSTOM AIRCRAFT

will be raffled-off courtesy Dan Hines at THE SPA TABLES in the SE HOBBY and TRADE Show PERRY, GA—March 5 & 6



Tom Atkins' T2A

Announcing Carolina Custom Aircraft, a new kit manufacturer specializing in SPA Legal Classic Pattern Aircraft

Offering High Quality Fiberglass and Foam aircraft made from the finest materials and manufactured in Rougemont, North Carolina

**SPA Legal kits: Tom Atkins T2A
Jim Kirkland's A-6 Intruder
Tanglefoot
New Orleanian
Equalizer**

Please call (336-364-3120) or email CarolinaAircraft@aol.com for further Information, Prices and Specifications



From the desk of:

**Secretary -
Treasurer
&
Contest CD**

Steve Byrum

The Senior Pattern Association Board of Directors met Saturday, January 17, 2004 at Reid's Restaurant in Guntersville, Alabama. In attendance were President Bruce Underwood, Vice-president Scott Sappington, Secretary-Treasurer Steve Byrum and Directors Keith Watson and Jamie Strong. Missing only was Ed Hartley who was kept home by the memorial service for Ben Oliver. Guests included Jim Oliver, Ken Nix, Jane Underwood, Randy Roberts and Pam Shackelford.

Bruce began the meeting at 9:09 AM with an Invocation and Blessing for the breakfast we were about to receive. This being an official SPA meeting, we were REQUIRED to eat. We considered items of business in the following order:

1. The addition of provisions allowing the use of electric motors was considered. Bruce pointed out that our Constitution states that our reason for existing is to encourage building and flying model airplanes with no reference to specific power sources. Several years ago, we allowed four stroke engines because they are typically quieter than two strokes. It was acknowledged that electric motors currently violate our premise to keep things inexpensive, but that all things electronic fall in price as they come into more general use. The motion passed 3 in favor, 1 opposed on the grounds that motors are non-traditional and 1 abstention. Wording will be added to the competition guide to cover these motors.

2. It was voted that the "3% Rule" should be removed from the competition guide as unenforceable. The board agrees that those who build model airplanes will always make small changes to any design to suit their own preferences. Airplanes should be built approximately to plans, understanding that some builder modifications will take place.

3. The Southeast Trade Show will be held March 5 and 6. SPA will have its normal four tables, but they will be in a different, larger building this year.

4. Bruce will make arrangements to place an ad in Model Aviation similar to the one we had several years ago.

5. Dan Hinds of Carolina Aircraft has bought George Truett's molds and will continue to produce that line of SPA legal planes. Dan will donate a kit

for raffle at the Southeast Trade Show.

6. Tom Atkins has agreed to write a regular column on judging for the newsletter with the assistance of Malcolm Rutledge.

7. There was a discussion of our current By-laws, comparing them with our current By-laws. Article III Section 2 mandates that the Board should deal with By-law changes at its annual meeting, thereby empowering the Board to institute changes suggested by the membership at last year's Master.

8. The Novice pattern will stay as it is, with the exception that the Traffic Pattern will be K=2.

9. The Sportsman pattern will stay as it is. There was much discussion about replacing the Horizontal 8. In the past, some Sportsman and Novice pilots have stated that they felt this maneuver was dangerous and inhibiting for the Novice pilot considering moving to Sportsman. As no down-wind maneuver of less difficulty could be found to replace the Horizontal 8, no change was made.

10. Four changes were made to the Expert pattern to satisfy the many pilots who have expressed dissatisfaction last year. The first up-wind maneuver will be a Rolling 8, replacing last year's Running 8. The Top Hat has been moved up in order to position 4. Three Reverse Outside Loops will replace the Loop with 1-1/2 Snaps in position 6. A Cobra Roll with full rolls replaces the Top Hat at position 8. A Three Turn Up-right Spin replaces the Reversed Two Turn Spin at position 12.

11. Competition Age Groups will be as follows:

Novice – All Ages


Sportsman – All Ages

Expert – 0 to 60, 61 and older

It was further agreed that any pilot over 65 years of age may elect which of any of the classes he will once each year. Should a pilot feel that the pattern for his current class is beyond his current skills, he may choose to fly any other class that he feels is appropriate for his skill level.


The meeting was adjourned at 11:50 AM.





Witts' Coming

home to Sweet



At SPA HQ...INTEL monitored some "chatter" to the effect that Sarg. Richard Witt, better known to us as SPA # 173... that daring pilot from Cullman, AL who was called to active duty a little after 9-11 and has been stationed at a Military base near Newport News, Virginia.....may be "mustering-out" soon.

We were so pleased to have received this E-Mail message from Witt a few days later: (Quote)

CLASSIFICATION:UNCLASSIFIED

I should be back in Alabama for good somewhere around the first to the middle of March 2004. I look forward to seeing everyone and have some fun. I am scheduled to retire from the military on my 60th birthday, 15 May 2004. I will be on terminal leave from the time I get back until 1 May which is when my orders terminate. Then all I have to do is play with airplanes. This club up here is talking about having a full blown SPA contest next year. I am leaving them a set of the SPA rules and we will just have to see what happens. If they do have a contest some of us might come up and fly with them.

Happy Holiday's
Richard

V/R
JAMES R. WITT
OPG SGM (Chief of Opns/Plans)
SJFHQ/HLS/USNORTHCOM
757-836-9133 DSN 836-9133
SIPRNET:HLS346@hq.jfcom.smil.mil

SPA EXPERT—2004

- | | |
|------------------------------------|---|
| | K |
| 1. TAKE-OFF(U)..... | 1 |
| (Downwind Trim Pass) | |
| 2. ROLLING EIGHT (U)..... | 3 |
| 3. 3 HORIZONTAL ROLLS (D)..... | 3 |
| 4. TOP HAT (U)..... | 3 |
| 5. FOUR POINT ROLL (D)..... | 4 |
| 6. 3 REVERSE OUTSIDE LOOPS (U).... | 4 |
| 7. 8 POINT ROLL (D) | 4 |
| 8. COBRA ROLL-FULL ROLLS(U)..... | 3 |
| 9. SLOW ROLL (D)..... | 3 |
| 10. DOUBLE IMMELMAN (U)..... | 2 |
| 11. REVERSE CUBAN EIGHT (D)..... | 2 |
| 12. THREE TURN SPIN (U)..... | 3 |
| (Fly by for Landing) | |
| 13. LANDING PERFECTION (U)..... | 2 |

SPA SPORTSMAN—2004

- | | |
|------------------------------------|---|
| 1. TAKEOFF (U)..... | 1 |
| (Downwind Trim Pass) | |
| 2. DOUBLE STALL TURN (U)..... | 3 |
| 3. 3 HORIZONTAL ROLLS (D)..... | 3 |
| 4. 3 INSIDE LOOPS (U)..... | 3 |
| 5. SLOW ROLL (D)..... | 3 |
| 6. IMMELMAN TURN (U)..... | 2 |
| 7. CUBAN EIGHT (U)..... | 2 |
| 8. HORIZONTAL EIGHT (D)..... | 3 |
| 9. 1 REVERSE OUTSIDE LOOP (U)..... | 3 |
| 10. SHORT INVERTED FLIGHT (D)..... | 2 |
| 11. 3 TURN SPIN (U)..... | 3 |
| (Fly by for Landing) | |
| 12. LANDING PERFECTION (U)..... | 2 |

SPA NOVICE—2004

- | | |
|-----------------------------------|---|
| 1. TAKEOFF (U)..... | 1 |
| (Downwind Trim Pass) | |
| 2. STRAIGHT FLIGHT OUT (U)..... | 1 |
| 3. PROCEDURE TURN (U)..... | 2 |
| 4. STRAIGHT RETURN FLIGHT (D).... | 1 |
| 5. 3 INSIDE LOOPS (U)..... | 3 |
| 6. ONE HORIZONTAL ROLL (D)..... | 2 |
| 7. IMMELMAN TURN (U)..... | 2 |
| 8. STALL TURN (U)..... | 2 |
| 9. TRAFFIC PATTERN (U)..... | 2 |
| 10. LANDING PERFECTION (U)..... | 2 |

ANS: Coach BRYANT would never allow hats worn in the house. The BEAR even removed the Houndstooth hat when his teams played in covered domes such as Houston, LA Superdome and others. CLASS

Senior Pattern Association Membership Application

Name _____ Date of Birth _____

Address _____ Phone () _____

City-State-Zip _____

AMA Number _____ Club affiliation _____

Membership Dues \$20.00 Make Check payable to Senior Pattern Association. Mail to:

Steve Byrum
1326 3rd St. SE
Cullman, Alabama 35055

Bruce Underwood
1412 Patterson Street
Guntersville, AL 35976

